


UGANDA

Family Planning Budget Analysis 2020/21



INTRODUCTION

The Government of Uganda has continuously improved its funding for health services. The health budget analysis indicates a growth of 7 percent from approximately **UGX 2.6 Trillion** in FY 2019/2020 to **UGX 2.8 Trillion** in FY 2020/21. Despite the budget increment, the change falls short of the 15 percent of the total annual national budget as proposed by the Abuja Declaration. Retrospectively, the overall health budget has reduced from 10.2 percent to 6.2 percent of the total annual budget in FY 2019/20 and 2020/21 respectively.

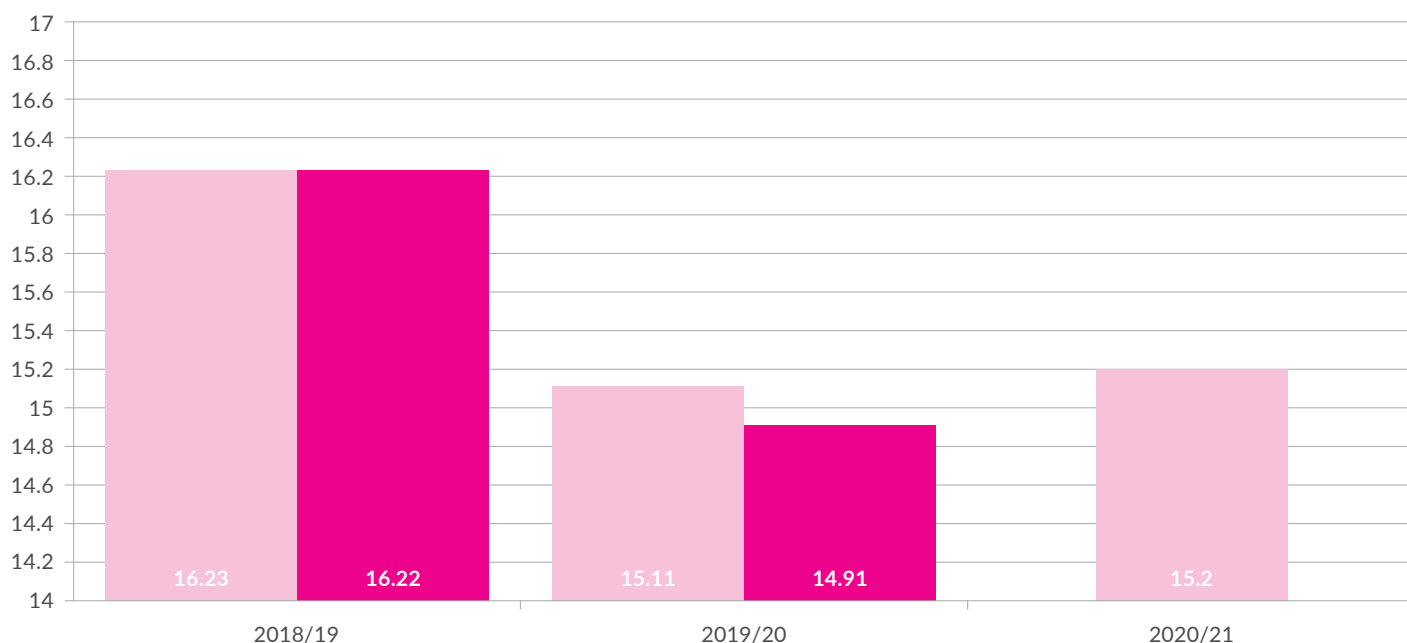
BUDGET FINDINGS

Despite the continuous increase of the health sector budget, only a small portion of funds were allocated to SRH/FP. In the FY 2020/21, only **UGX 15.2 Billion** was allocated for SRH/FP in comparison to **UGX 16.2 Billion** allocated in the FY 2018/19. This represents a 6.1 percent reduction in less than two financial years, hence, rationalizing the need to invest in FP to meet unmet needs. Though the allocation to SRH/FP remains limited, the spending is above 98 percent in both FY 2018/2019 and 2019/20.

FP budget allocation

(UGX (billion))

● Approved ● Spent



SITUATION ANALYSIS

Since 2020, the progress made towards increasing uptake of Family planning and SRH services in Uganda was grossly impacted by COVID-19. Cases of increased teenage and unintended pregnancies were reported as result of lockdown and prolonged school closures. Relatedly a human rights focus report highlighted 4,000 cases of teenage pregnancies between March and August 2020. This justifies the need to review SRH/FP commitments. Currently, the FP/SRH budget is approximately **UGX 15.2 Billion** annually, which is far below **UGX 18.7Billion (\$ 5Million)** government FP commitment.

The limited funding, unfavorable SRH/FP policies coupled with the impact of COVID-19 and its associated restrictions has created a huge impact on access to SRH/FP services. This will contribute to high unplanned pregnancies among women and girls.

From the general analysis of the health budget it's not clear how much of these resources are specifically for FP/ SRH as there is no specific budget line.

CHALLENGES

Currently, the health sector is still underfunded. Government spent approximately **UGX 54,500 or US\$ 15** per capita on the health budget in FY 2019/20. This is below the Ministry of Health's strategic investment target of **US\$ 17** (MoH, 2014) and also that of **US\$ 34** recommended by the Macroeconomics and Health (CMH) department of the World Health Organisation (WHO). This limited funding adversely affects family planning programs.



The Ministry of Health should have a specific budget line for Family Planning in the RH/FP budget in FY 2021/22.

Methodology

The information was retrieved from the A4HU/DSW 2020 Budget and Expenditure Analysis Study report. The study was conducted between October and December 2020. It analysed the FP budget lines for FY 2018/19, FY 2019/20 and FY 2020/21, and the approved annual budgets and work plans, budget performance reports and policy documents from MoH, NMS, and RRHs. Budgets were analysed using the A4HU/DSW FP Excel tool. A draft report was validated at both national and sub-national level.

Sources

- SUPRE (2020), The state of Uganda population report, Kampala
- A4HU/DSW (2020) Family Planning in Uganda: Family Planning Budget and Expenditure Analysis FY 2019/2020 and 2020/2021
- MoFPED (2019), Annual Budget Performance Report FY 2018/19
- MoFPED (2019), Approved budget estimates for central government FY 2019/20
- MoH (2015), Uganda Family Planning costed implementation plan 2014/15 to FY 2019/20
- UBOS (2016), The National Population and Housing Census 2014 - Main Report, Kampala, Uganda
- UDHS (2016), Uganda Demographic and Health Survey 2016, Kampala, Uganda

DSW/A4HU Country Office contacts

Action 4 Health Uganda, P.O Box 33900, Kampala, Uganda.
Phone: 256414200801/392002471, Fax: 256414200815
Website: www.a4hu.org

April 2021

UGANDA NATIONAL FACTS



25%
Teenage pregnancy rate




5.4%
Total fertility rate




46m
Total population
(projected by FY 2019/20)



28%
Unmet FP need
(women 15-49)



39%
Estimated contraceptive prevalence



42,000
estimated number of COVID infections, April 2021